

Linear actuator

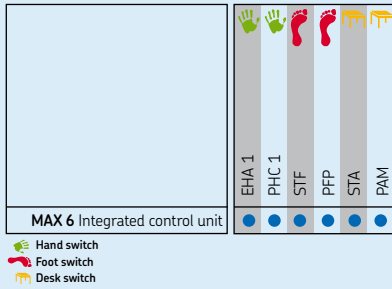
Matrix 6

Benefits

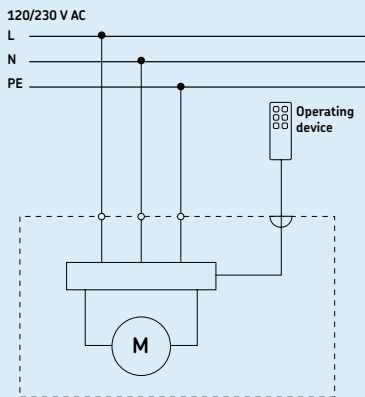
- Silent operation
- Full system with integrated control unit and accessories
- Compact and aesthetic
- Back-up nut as standard



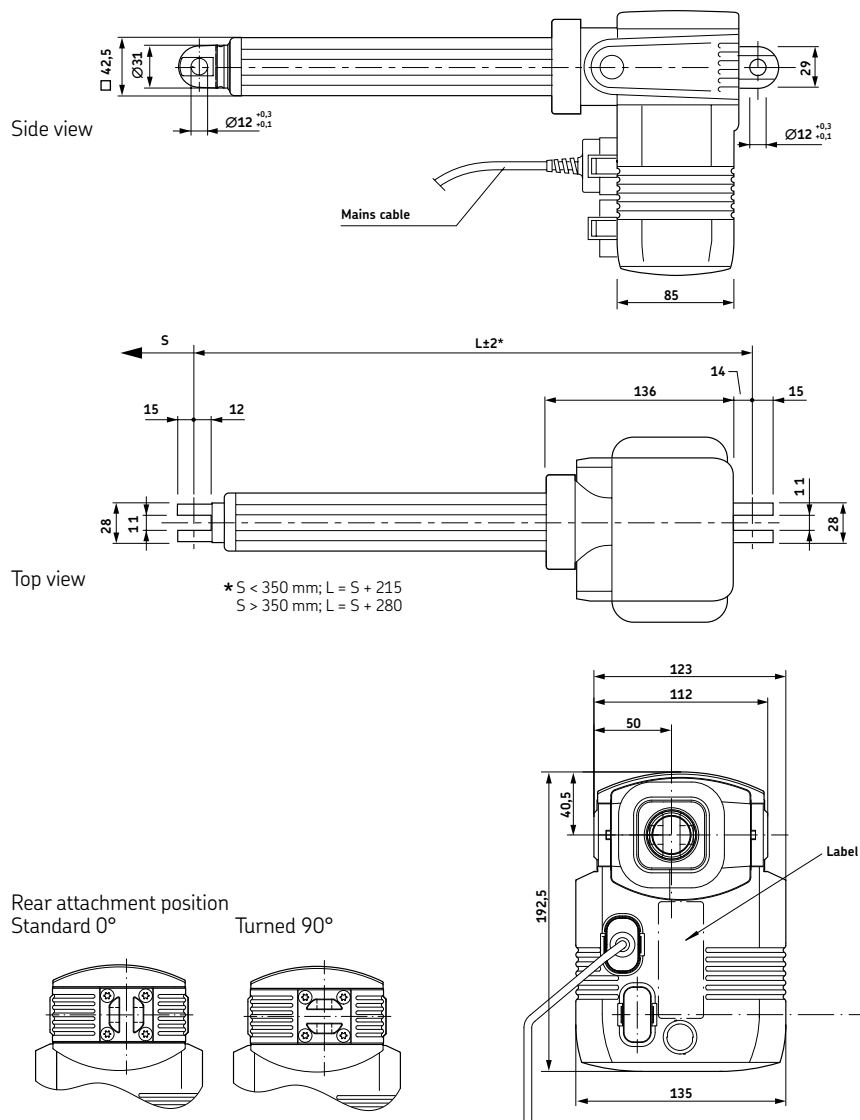
Suitable control units and accessories



Connecting diagram



Dimensional drawing



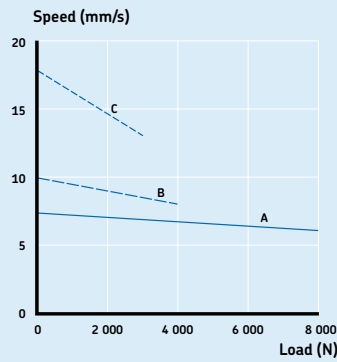
Technical data

	Unit	MAX 6..A..	MAX 6..B..	MAX 6..C..
Rated push load	N	8 000	4 000	3 000
Rated pull load	N	6 000 ¹⁾	4 000	3 000
Speed (full load to no load)	mm/s	6 to 7,5	8 to 10	13 to 18
Stroke	mm	50 to 700	50 to 700	50 to 700
Retracted length	mm	S + 215/280 ²⁾	S + 215/280 ²⁾	S + 215/280 ²⁾
Voltage	VAC	120 or 230	120 or 230	120 or 230
Power consumption	120 VAC 230 VAC	W 150 145	W 150 145	W 150 145
Current consumption	120 VAC 230 VAC	A 1,8 0,9	A 1,8 0,9	A 1,8 0,9
Duty cycle	%	10 (1/9)	10 (1/9)	10 (1/9)
Ambient temperature	°C	0 to +40	0 to +40	0 to +40
Type of protection	IP	66S	66S	66S
Weight (at 200 mm stroke)	kg	4,8	4,5	4,2
Color	-	Grey	Grey	Grey

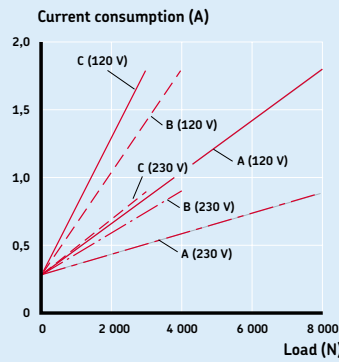
¹⁾ Max load for medical application is 5 000 N

²⁾ S < 350 mm; L = S + 215
S > 350 mm; L = S + 280

Performance diagrams

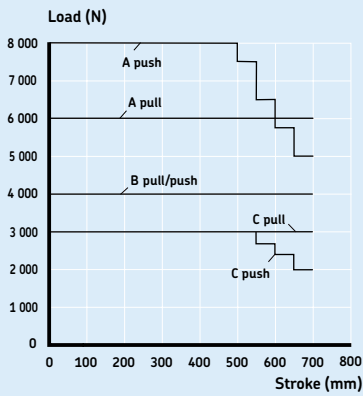


Speed-load diagram

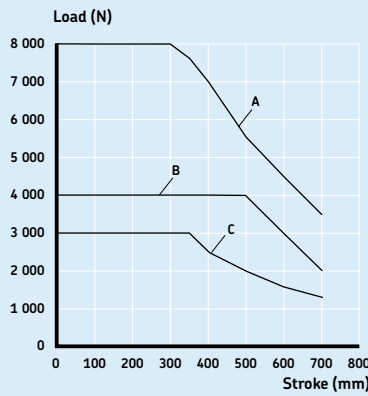


Current-load diagram

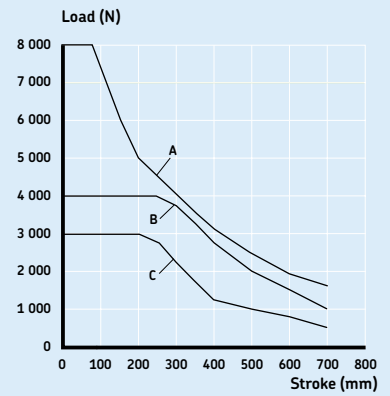
Safety factor load conditions



Push load reduction static
Safety factor S=1



Push load reduction static
Safety factor S=2



Push load reduction static
Safety factor S=4 (EN60601)

Accessories

Description	Plug	Country	Designation	Order number
Straight cable 3,5 m	Schuko	DE	ZKA-140306-3500	M/0121723
Straight cable 3,5 m	SEV	CH	ZKA-140316-3500	M/0121737
Straight cable 3,5 m	UL	USA	ZKA-140355-3500	M/0121724
Straight cable 3,5 m	Hospital grade	USA	ZKA-140360-3500	M/0121732
Straight cable 3,5 m	British standard	UK	ZKA-140350-3500	M/0121743
Coiled cable 1,2 m / 2,2 m	Schuko	DE	ZKA-140342-1500	M/0121728
Coiled cable 1,2 m / 2,2 m	SEV	CH	ZKA-140378-1200	M/0121738
Straight polyurethane cable 3,5 m	SEV	CH	ZKA-140422-3500	M/0121739
Straight polyurethane cable 3,5 m	Schuko	DE	ZKA-140426-3500	M/0121740
Strain relief for mains cable			ZUB-952253	M/0102848
Tool for plugs (Jack/D-Sub/Mains)			ZWS-140375	M/0125322

Ordering key

M	A	X	6	-				A						0	0	0
---	---	---	---	---	--	--	--	---	--	--	--	--	--	---	---	---

Type

Voltage:

230 V AC/50 Hz, integrated pneumatic control	0
120 V AC/60 Hz, integrated pneumatic control	1
230 V AC/50 Hz, integrated low voltage control with additional 24 V output	2
120 V AC/60 Hz, control +1 channel with additional 24 V output	3
230 V AC/50 Hz, integrated low voltage	4
120 V AC/60 Hz, integrated low voltage	5

Load:

8 000 N	A
4 000 N	B
3 000 N	C

Stroke (S):

50 mm	050 265
100 mm	100 315
150 mm	150 365
200 mm	200 415
250 mm	250 465
300 mm	300 515
350 mm	350 565
400 mm	400 680
450 mm	450 730
500 mm	500 780
550 mm	550 830
600 mm	600 880
650 mm	650 930
700 mm	700 980
<i>Other stroke lengths; 50 < S < 700 mm</i>	<i>--- ---</i>

Cable/Connecting plug:

No cable	0
----------	---

Orientation of rear attachment:

No fork head (customized option)	0
Standard (as drawing)	1
<i>Turned 90°</i>	2

Option 1:

No option, only valid for actuator "A"	0
Quick-release +EKZm, push, fork head bore parallel to button (for actuator design "C" is L= +115 mm)*	E
Quick-release +EKZm, push, fork head bore 90° to button (for actuator design "C" is L= +115 mm)*	F
<i>Electrical anti-pinching protection, motor direction pull</i>	K
<i>Electrical anti-pinching protection, motor direction push</i>	L
Push load, for actuator version "B" and "C"	M
Pull load, for actuator version "B" and "C" EKZm: mechanical anti-pinching *min. stroke 150 mm up to 300 mm	N

Option 2:

No option	0
<i>Lifetime monitoring</i>	M

Option 3:

No option	-
Emergency lowering, fork head bore parallel to clamping lever (for actuator design "A", L+30 mm)	V
<i>Emergency lowering, fork head bore 90° to clamping lever (for actuator design "A", L+30 mm)</i>	W

Options shown in italics are only available on demand. Contact SKF for more information on minimum quantities and additional costs.

© SKF is a registered trademark of the SKF Group

© SKF Group 2011

The contents of this publication are the copyright of the publisher and may not be reproduced (even extracts) unless prior written permission is granted. Every care has been taken to ensure the accuracy of the information contained in this publication but no liability can be accepted for any loss or damage whether direct, indirect or consequential arising out of the use of the information contained herein.

Printed in Sweden on environmentally friendly paper.

PUB L5321,2532 EN · February 2011

